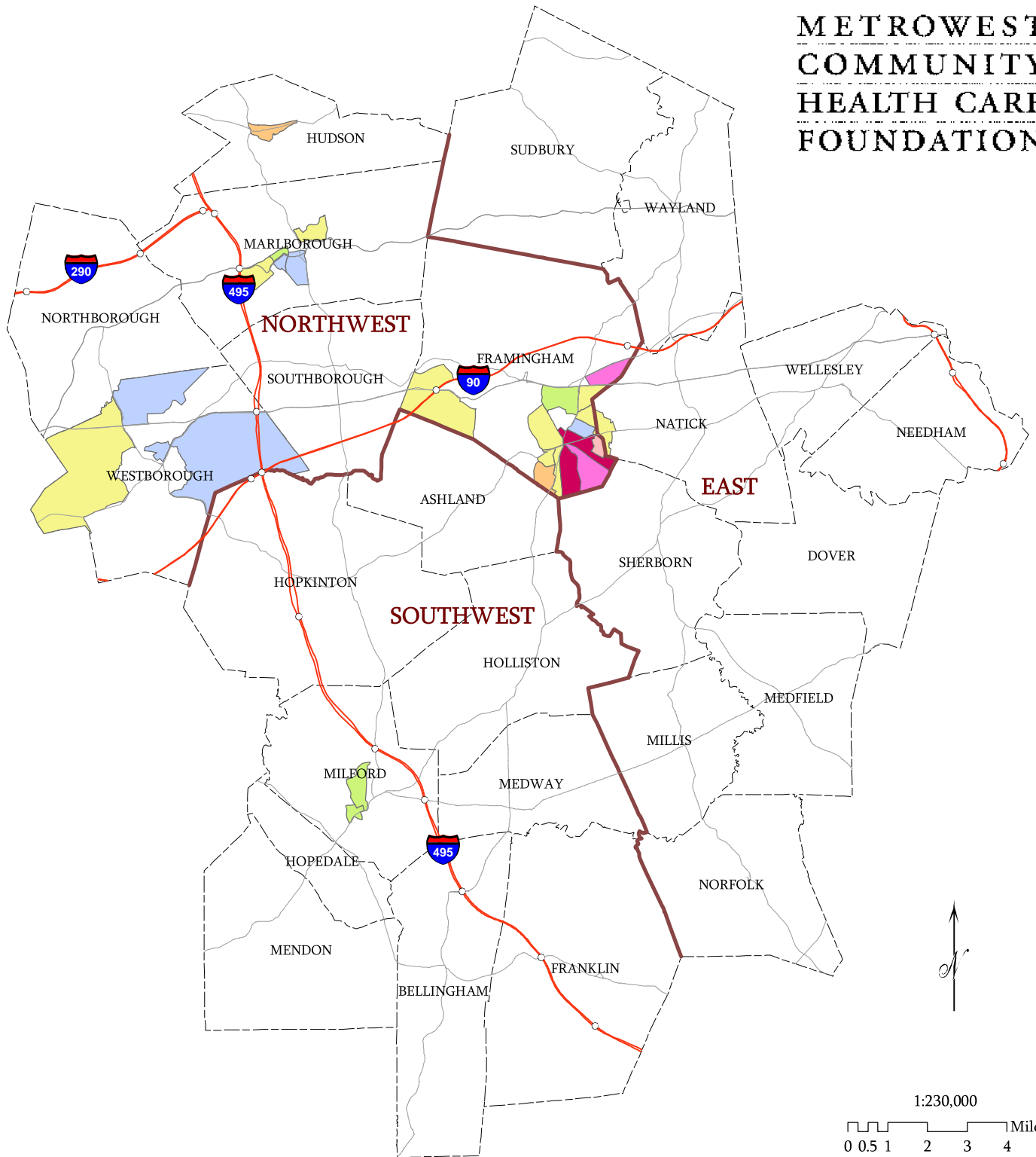
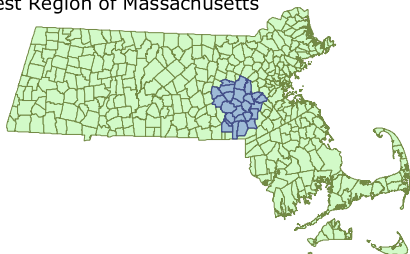


Blockgroups with High Minority, Non-English Speaking, Low-Income and Foreign-born Populations








**METROWEST
COMMUNITY
HEALTH CARE
FOUNDATION**



MetroWest Region of Massachusetts



Potential Environmental Justice Populations

- | | | |
|---|------------|--|
|  | F, I, M, E | F = Any blockgroup with foreign-born members of the population \geq 25% |
|  | F, I, M | I = Any blockgroup with a median household income in 1999 $<$ \$30,515 |
|  | F, M, E | M = Any blockgroup with a minority population \geq 25 % |
|  | F, M | E = Linguistic isolation determined by any blockgroup where \leq 75% of the households are proficient in English |
|  | F | |
|  | I | |
|  | M | |

Data Sources:

MassGIS, Executive Office of Environmental Affairs:
Town Boundaries and Environmental Justice Populations